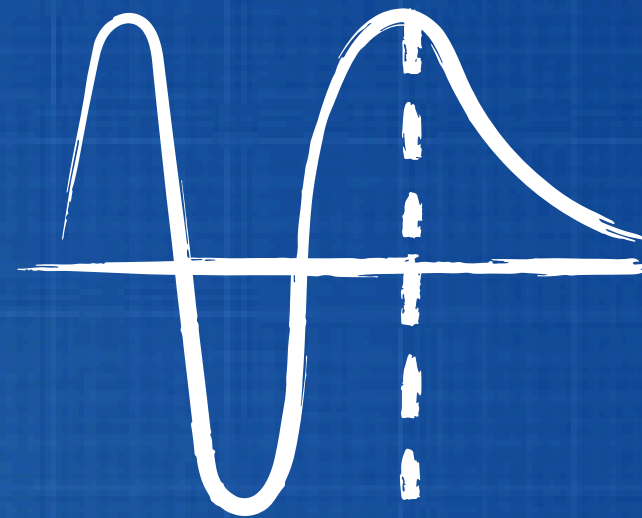


THE DATA

BLUEPRINT

PROJECT



Alexis Blades
Alexis Davis
DxP Fellows



FELLOW
Alexis Blades



FELLOW
Alexis Davis

Introduction

Welcome to The Data Blueprint Project! In collaboration with re:power and Ford Foundation, we present a tool that will help nonprofits understand their data more clearly. We believe data is essential to maximizing impact and creating lasting solutions.

SEE OUR MISSION →

Our Mission




To empower nonprofits to build data literacy, make informed decisions, and lay a foundation for lasting impact by simplifying the data journey.

OUR VALUES INCLUDE



Accessibility:

Make data understanding approachable for every nonprofit.



Empowerment:


Equip organizations with the confidence and tools to manage their data.



Growth:

Foster a culture of continuous learning and impact measurement.

Project Overview



The Data BluePrint Project is a user-friendly website designed to help nonprofits better understand and utilize their data. By guiding users through a series of curated questions, the Data Blueprint Quiz gives organizations recommendations to accelerate their data journey. The website also provides key data terms to deepen organizational knowledge. Whether an organization is just starting or refining its data skills, The Data BluePrint Project lays the foundation for long-term data success.

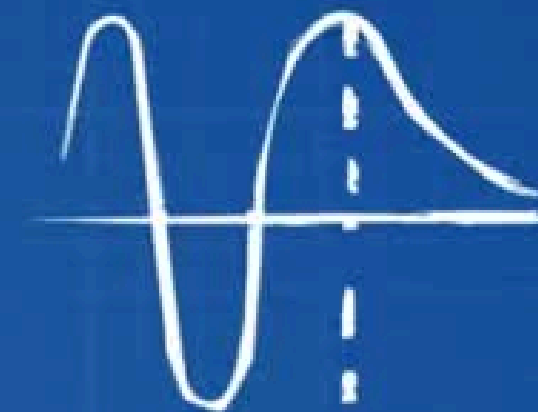
SEE PRODUCT DEMO —————→

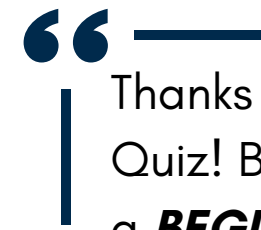


THE DATA

BLUEPRINT


PROJECT





Thanks for taking the Data Blueprint Quiz! Based on your answers, you are a **BEGINNER** on your data journey!

"Beginner Level" are organizations just beginning to understand the importance of data. Often using spreadsheets manually, no consistent tracking.



Actionable Steps

- 1 **Start with basic tracking**
 - Create a simple Google Sheet tracker for key activities:
 - Example columns: Name, Service Provided, Date, Outcome
 - Template suggestion: Google Sheets free "Nonprofit Program Tracker" template
 - Set a Goal: Build the habit of consistent data collection.
- 2 **Assign a "data lead"**
 - Designate one staff member, even if part-time, to oversee data entry and quality.
 - Data lead should spend 1-2 hours weekly reviewing entries for consistency and completeness.
 - Resource: TechSoup offers free webinars on basic data management skills.
- 3 **Apply for data capacity-building grants**
 - Designate one staff member, even if part-time, to oversee data entry and quality.
 - Data lead should spend 1-2 hours weekly reviewing entries for consistency and completeness.
 - Resource: TechSoup offers free webinars on basic data management skills.

Resources:



[How to Use Google Sheets](#)



[Free/Low Cost Data Trainings](#)
[Candid /Re:Power](#)



[Grantwatch](#)

Phase 2: Expanding the Blueprint

1. **Interactive Dashboards**

- personalized visual summaries to help users track their data readiness and growth over time.

2. **Custom MEL Framework Builder**

- drag-and-drop templates for creating tailored Monitoring, Evaluation, and Learning plans.

3. **Tool Matcher Engine**


- a recommendation engine that connects users with the best-fit tools based on results and organizational capacity.

4. **Peer Learning Hub**

- a space where users can share their progress, ask questions, and learn from fellow nonprofits on similar data journeys.

5. **Training Library & Micro-Courses**

- bite-sized, beginner-friendly learning modules on key data topics—from data collection to storytelling.



Thank You

Join us in building a future where nonprofits lead with data

Contact Us:

Alexis Blades



Alexis Davis

